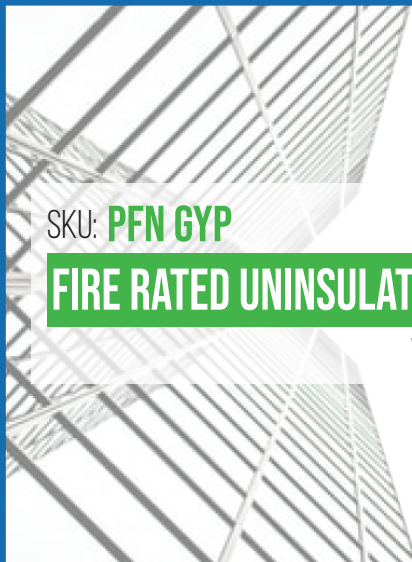


SUBMITTAL/TECHNICAL DATA SHEET



STANDARD OPTIONS

- MATERIAL:**
16 gauge cold rolled steel
- HINGE:**
Continuous piano hinge
- LOCK / LATCH:**
Self latching tool-key operated latch and/or ring operated latch, both included
- GYP:**
Drywall corner beads flange
- INSIDE PANEL RELEASE:**
Standard on all doors over 12" x 12"
- AUTOMATIC PANEL CLOSER:**
Standard on all doors
- FINISH:**
High quality white powder coat primer
- PACKAGING:**
Individually wrapped, 1 per box



SKU: **PFN GYP**

FIRE RATED UNINSULATED ACCESS DOOR

WITH DRYWALL FLANGE



OPTIONS AVAILABLE

- LOCK / LATCH:**
- Key operated cylinder cam latch
 - Mortise deadbolt lock
 - Hex head slam latch
 - Handle operated slam latch
 - Mortise preparation for cylinder (Cylinder optional)
- MATERIAL:**
Stainless steel #4 (brushed finish)
- MASONRY ANCHOR:**
Available on all sizes

Fire Rating information on Page 2

For a complete list of options visit www.AccessDoorsAndPanels.com

Scan or Click



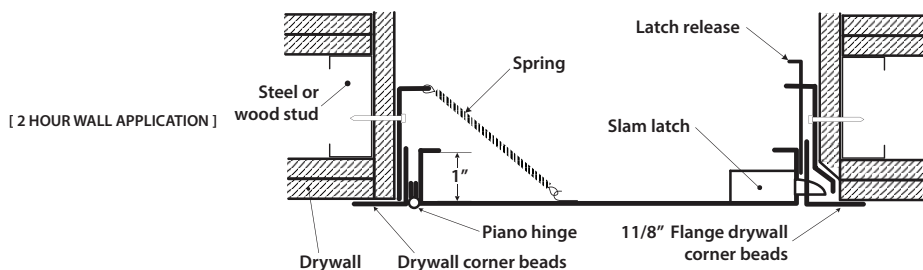
To view Pricing and Additional Product Info.

LEED READY: THIS PRODUCT CONTRIBUTES TO LEED® CREDITS



INSTALLATION

>> CLICK TO VIEW ADDITIONAL DETAILS AND PRICING <<

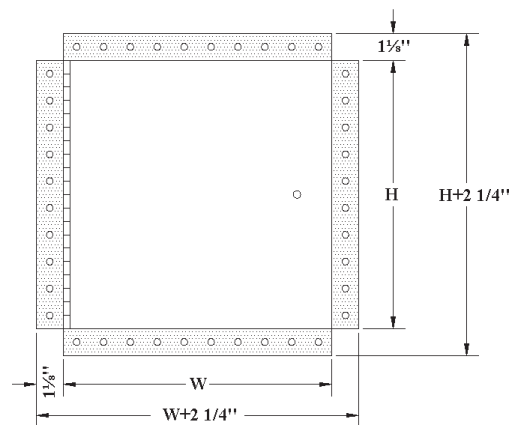


Authorities Having Jurisdiction (AHJ) should be consulted in all cases as to the particular requirements covering the installation and use of fire rated access doors.

DIMENSIONS AND APPEARANCE

STANDARD SIZES:

DOOR SIZE W x H inches (MM)	NUMBER OF LOCKS	WEIGHT	
		LBS	KG
8 x 8 (203 x 203)	1	5	2.3
10 x 10 (254 x 254)	1	7	3.2
12 x 12 (304 x 304)	1	8	3.6
14 x 14 (355 x 355)	1	10	4.5
16 x 16 (406 x 406)	1	12	5.5
18 x 18 (457 x 457)	1	14	6.4
22 x 22 (558 x 558)	1	18	8.2
22 x 30 (558 x 762)	1	22	10
22 x 36 (558 x 914)	2	27	12.2
24 x 24 (609 x 609)	1	22	10
24 x 36 (609 x 914)	2	29	13.2
30 x 30 (762 x 762)	1	30	13.6
32 x 32 (812 x 812)	2	33	15
36 x 36 (914 x 914)	2	39	17.7



ROUGH WALL OPENING IS DOOR SIZE + 1/4" OR + 6MM

PROJECT DATA

Custom Sizes Available - Fast!

PROJECT NAME :	QTY	W	H	OPTIONS
ARCHITECT :				
DEALER :				
CONTRACTOR :				
LOCATION :	SPECIAL INSTRUCTIONS :			
DATE :	SUBMITTAL APPROVAL : (signature or stamp)			
TAGGING INSTRUCTIONS :				



TELEPHONE:
1-888-457-1275
FAX:
1-888-626-2907



PO BOX 66738 #76520,
SAINT LOUIS, MO
63166-6738
USA



WEBSITE:
www.AccessDoorsAndPanels.com
E-MAIL:
info@AccessDoorsAndPanels.com

■ FIRE RATING

FOR VERTICAL WALL ASSEMBLIES ONLY:

CERTIFIED TO STANDARDS: UBC 7-2 (1997), UL 10B (1997), UL 10B (2009), NFPA 252 (2003), NFPA 252 (2008), NFPA 252 (2012), CAN/ULC S104 (R1985), CAN/ULC S104 (2010).

RATING ACHIEVED: 1-1/2 hours, neutral/negative pressure

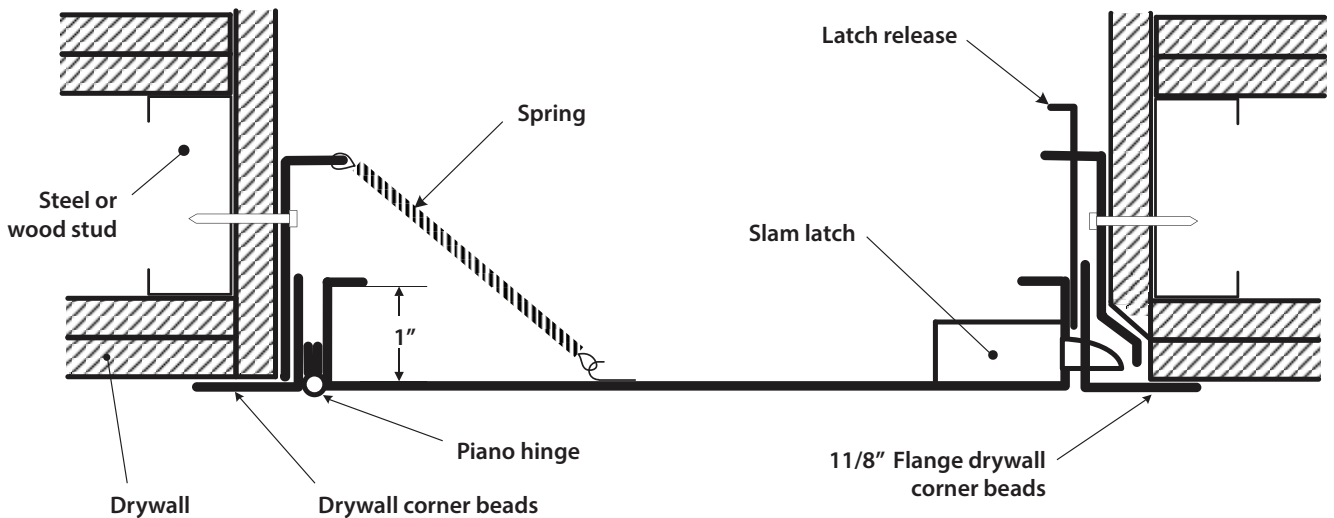
MAXIMUM SIZE: 36" wide x 36" high (914 mm x 914 mm). Maximum area of 1296 in².

Tolerance on height and width limitation is ± 3" (76 mm) as long as the area does not exceed 1296 in²

TEMPERATURE RISE: No rating achieved.

■ INSTALLATION: WALLS AND CEILINGS

[2 HOUR WALL APPLICATION]



Authorities Having Jurisdiction (AHJ) should be consulted in all cases as to the particular requirements covering the installation and use of fire rated access doors.



TELEPHONE:
1-888-457-1275
FAX:
1-888-626-2907



PO BOX 66738 #76520,
SAINT LOUIS, MO
63166-6738
USA



WEBSITE:
www.AccessDoorsAndPanels.com
E-MAIL:
info@AccessDoorsAndPanels.com